
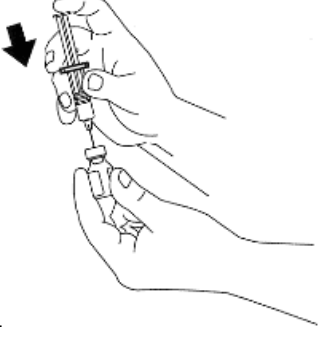
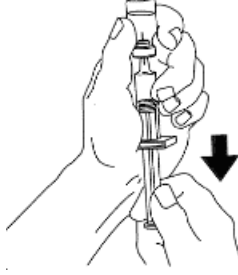


Glucagon demonstration

<p>Snap the orange cap from the top of the glass vial</p>	
<p>Remove the rubber cap from the needle and inject the entire contents of the syringe into the vial of powder. DO NOT REMOVE THE SYRINGE FROM THE VIAL.</p>	
<p>Shake gently to mix the powder and water. Hold the bottle upside down; ensuring the tip of the needle is still inserted.</p> <ul style="list-style-type: none">• Age over 10yrs (or over 25 kg): draw up all of the glucagon (1mg)• Aged under 10yrs (or under 25kg): draw up half of the glucagon (0.5mg)	
<p>Inject the needle into the thigh or buttock</p>	
<p>Call an ambulance</p>	
<p>Glucagon usually takes about 10 minutes to work. The child may vomit and/or have a headache afterward. If the child is awake and alert enough give sips of sweet drink and continue to check blood glucose every 15 minutes until the ambulance arrives or for 2-4 hours if staying at home.</p>	